

NUMERICAL INFORMATION FIELD THEORY

BAYESIAN IMAGING USING IFT

Philipp Frank¹

VLT and ALMA Synthesis Imaging Workshop - ESO Garching, January 11, 2023

(1) Max-Planck Institute for Astrophysics, Garching, Germany



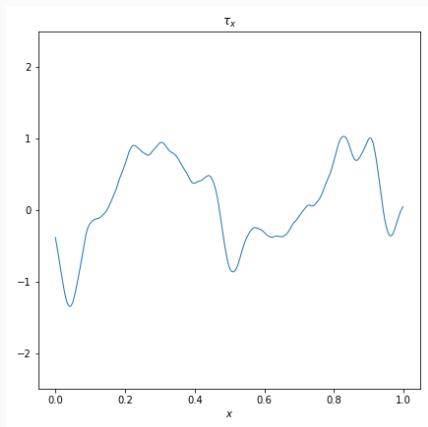
Code: <https://gitlab.mpcdf.mpg.de/ift/nifty>

NIFTy [ABE⁺19]:

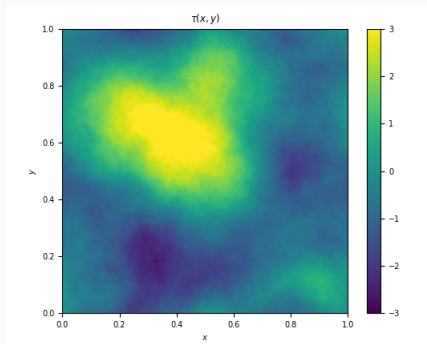
- ✦ python library for statistical inference
- ✦ differentiable generative models
- ✦ flexible gaussian processes (correlated field model)
- ✦ variety of observational likelihoods
- ✦ variational inference



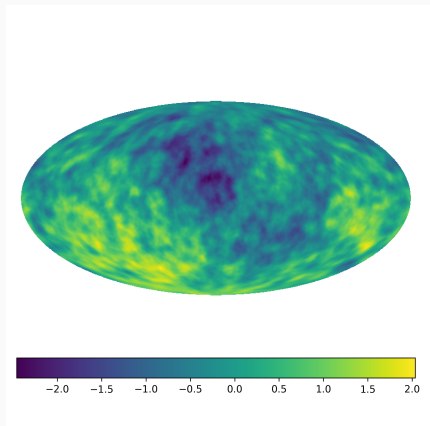
SPACES



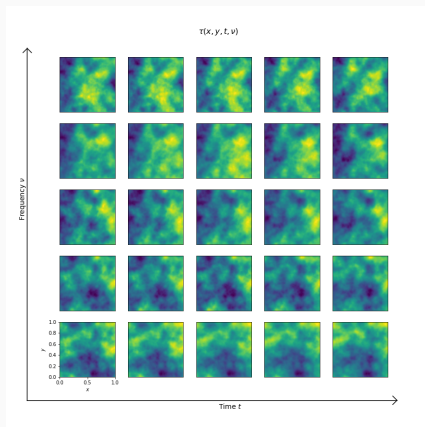
```
1 import nifty8 as ift
2
3 # 1-dimensional regular grid space
4 # with 128 pixels and pixelsize 1/128
5 space = ift.RGSpace(128, 1/128)
6
7 ...
```



```
1 import nifty8 as ift
2
3 # 2-dimensional regular grid space
4 # with 128x128 pixels and pixelsizes 1/128
5 space = ift.RGSpace((128, 128), (1/128, 1/128))
6
7 ...
```

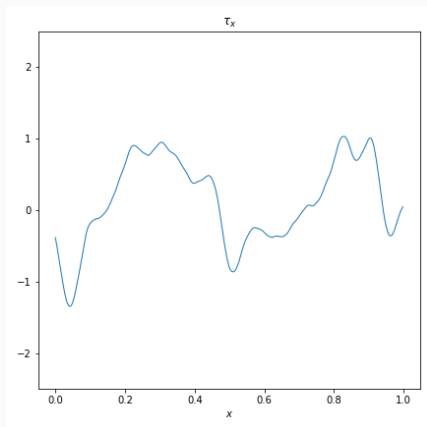


```
1 import nifty8 as ift
2
3 # 2-dimensional spherical (HEALPix) space
4 # with nside 128
5 space = ift.HPSpace(128)
6
7 ...
```

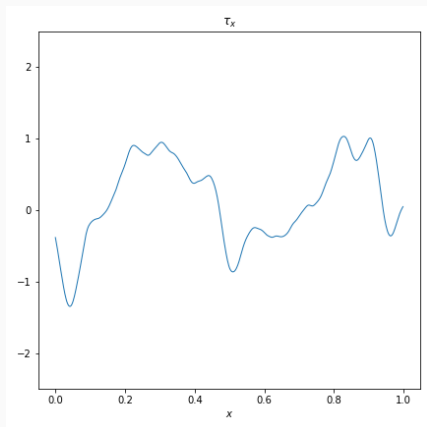


```
1 import nifty8 as ift
2
3 # 2-dimensional regular grid space
4 # with 128x128 pixels
5 image_dom = ift.RGSpace((128, 128))
6
7 # frequency & time domain with
8 # 5 regularly spaced pixels
9 time = ift.RGSpace(5)
10 freq = ift.RGSpace(5)
11
12 # Set up joint space
13 space = ift.makeDomain((freq, time, image_dom))
14
15 ...
```

CORRELATED FIELDS



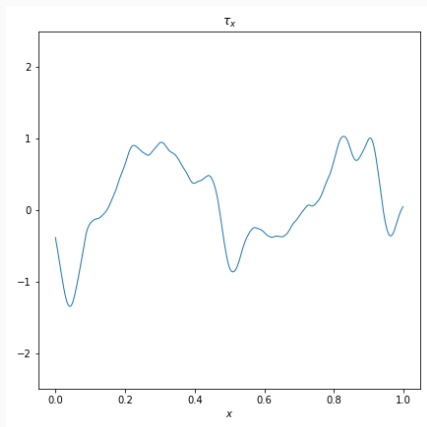
```
1 import nifty8 as ift
2
3 # 1-dimensional regular grid space
4 # with 128 pixels and pixelsize 1/128
5 space = ift.RGSpace(128, 1/128)
6
7
8
9
10
11
12
13
14
15
16
17 ... # Plot 'tau'
```



```

1 import nifty8 as ift
2
3 # 1-dimensional regular grid space
4 # with 128 pixels and pixel size 1/128
5 space = ift.RGSpace(128, 1/128)
6
7 # Define a Gaussian random processes on 'space'
8 args = {...} # Hyperparameters for GP model
9 model = ift.SimpleCorrelatedField(space, **args)
10
11
12
13
14
15
16
17 ... # Plot 'tau'

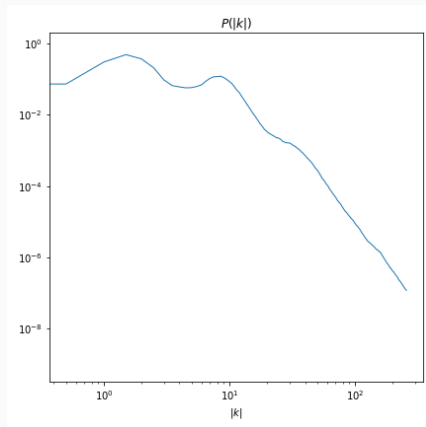
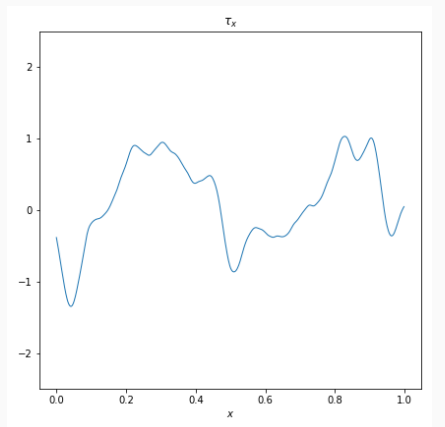
```

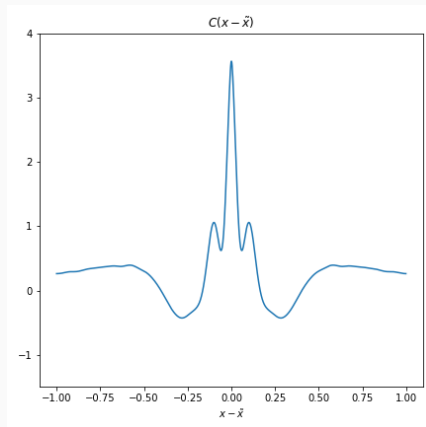
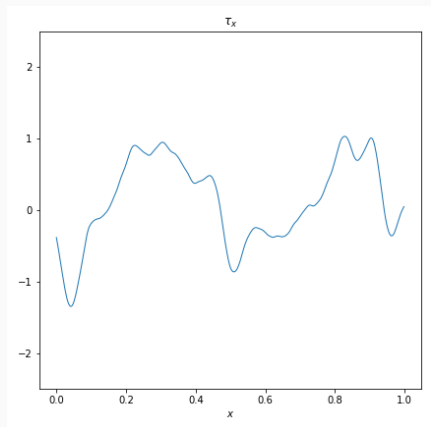


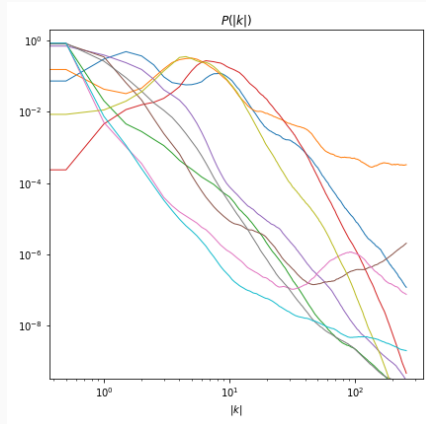
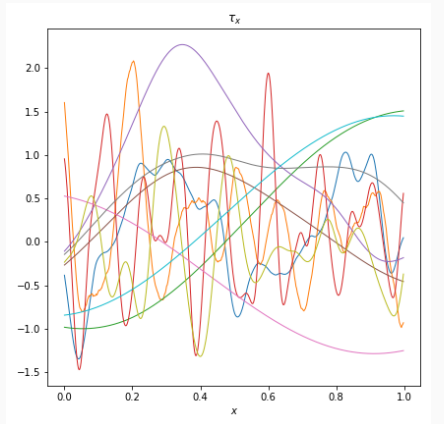
```

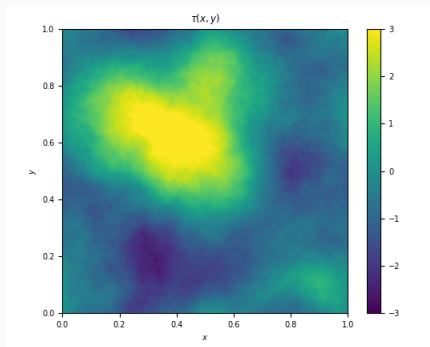
1 import nifty8 as ift
2
3 # 1-dimensional regular grid space
4 # with 128 pixels and pixelsize 1/128
5 space = ift.RGSpace(128, 1/128)
6
7 # Define a Gaussian random processes on 'space'
8 args = {...} # Hyperparameters for GP model
9 model = ift.SimpleCorrelatedField(space, **args)
10
11 # Draw a random realization of standard normal
12 # distributed variables
13 realization = ift.from_random(model.domain)
14 # Apply model to get a realization
15 tau = model(realization)
16
17 ... # Plot 'tau'

```







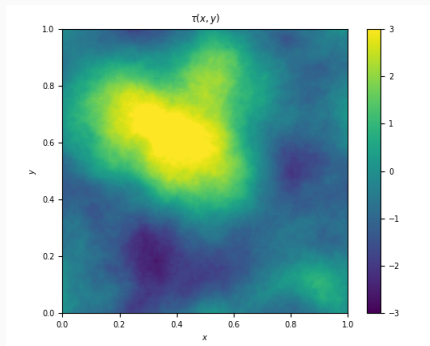


```

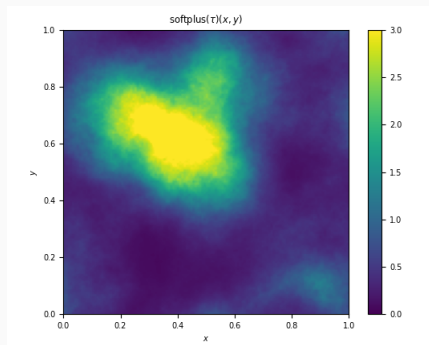
1 import nifty8 as ift
2
3 # 2-dimensional regular grid space
4 # with 128x128 pixels and pixelsizes 1/128
5 space = ift.RGSpace((128, 128), (1/128, 1/128))
6
7 # Define a Gaussian random processes on 'space'
8 args = {...} # Hyperparameters for GP model
9 model = ift.SimpleCorrelatedField(space, **args)
10
11 # Draw a random realization of standard normal
12 # distributed variables
13 realization = ift.from_random(model.domain)
14 # Apply model to get a model realization
15 tau = model(realization)
16
17 ... # Plot 'tau'

```

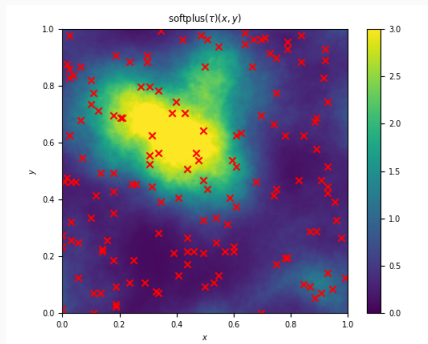
DATA MODEL & VARIATIONAL INFERENCE



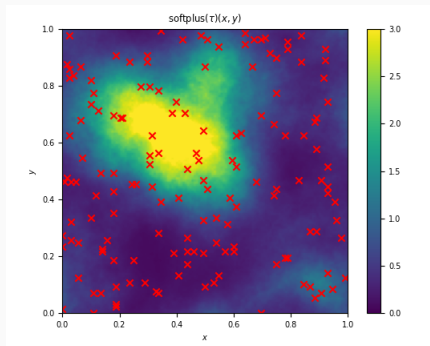
```
1 model = ... # model for tau
2
3
4
5
6
7
8
9
10
11
12
13
14
15
16
17 ...
```



```
1 model = ift.softplus(model) # apply nonlinearity
2
3
4
5
6
7
8
9
10
11
12
13
14
15
16
17 ...
```



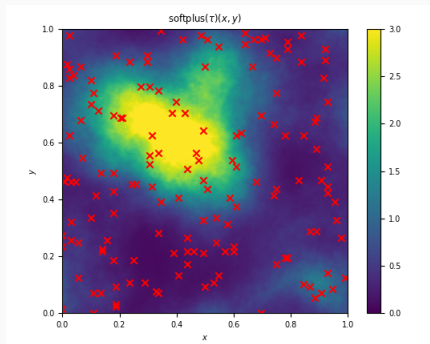
```
1 model = ift.softplus(model) # apply nonlinearity
2
3 # Set up a random response
4 flags = np.random.binomial(1, 0.99, size = 128**2)
5 flags = ift.makeField(space, flags)
6 Response = ift.MaskOperator(flags)
7
8
9
10
11
12
13
14
15
16
17 ...
```



```

1 model = ift.softplus(model) # apply nonlinearity
2
3 # Set up a random response
4 flags = np.random.binomial(1, 0.99, size = 128**2)
5 flags = ift.makeField(space, flags)
6 Response = ift.MaskOperator(flags)
7
8 # Define observational model and likelihood
9 data, noise_icov = # load data and noise
10 lh = ift.GaussianEnergy(data = data,
11                          inverse_covariance = noise_icov)
12 likelihood = lh @ Response(model)
13
14
15
16
17 ...

```

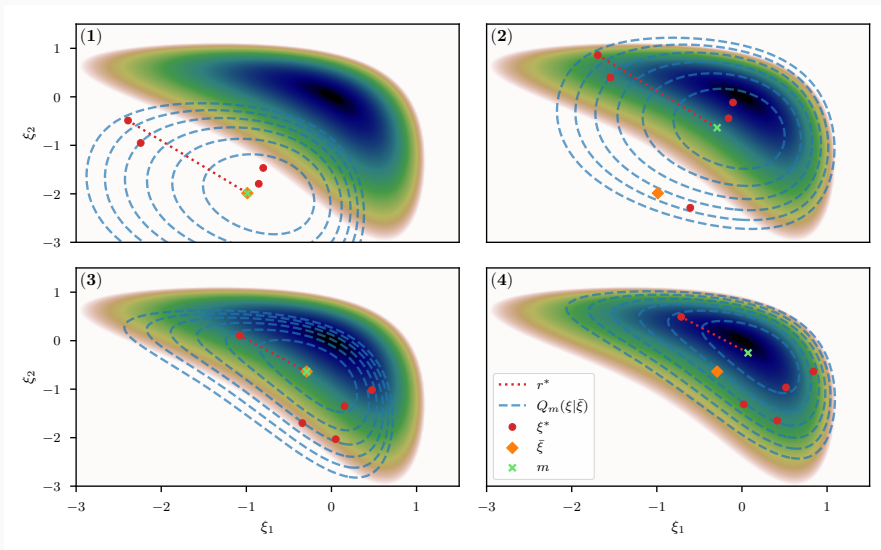


```

1 model = ift.softplus(model) # apply nonlinearity
2
3 # Set up a random response
4 flags = np.random.binomial(1, 0.99, size = 128**2)
5 flags = ift.makeField(space, flags)
6 Response = ift.MaskOperator(flags)
7
8 # Define observational model and likelihood
9 data, noise_icov = # load data and noise
10 lh = ift.GaussianEnergy(data = data,
11                          inverse_covariance = noise_icov)
12 likelihood = lh @ Response(model)
13
14 # Generate approximate posterior samples
15 # using variational inference (geoVI)
16 samples = ift.optimize_kl(lh, **params)
17 ...

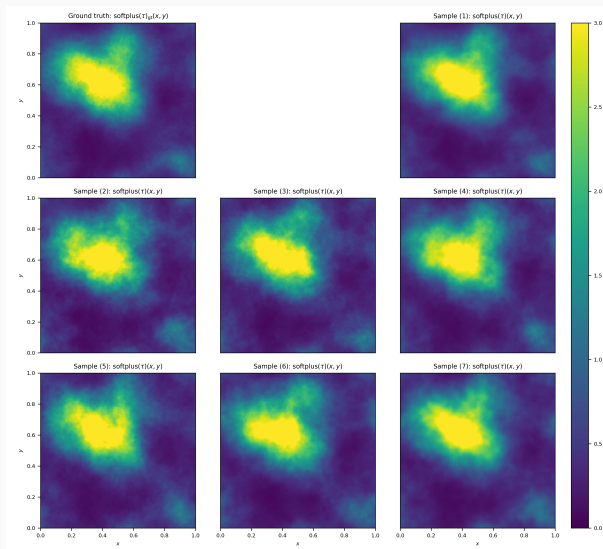
```

GEOMETRIC VARIATIONAL INFERENCE (GEOVI) [FLE21]

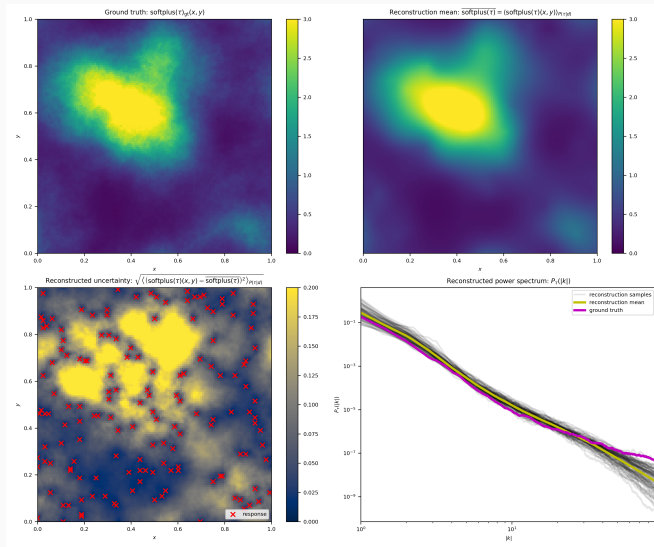


→ not 2- but (# of pixels + # spectrum parameters)-dimensional probability distributions!

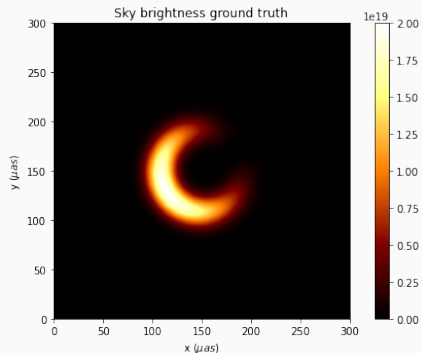
NIFTY - VARIATIONAL INFERENCE [FLE21]



NIFTY - VARIATIONAL INFERENCE [FLE21]




INTERFEROMETRIC IMAGING

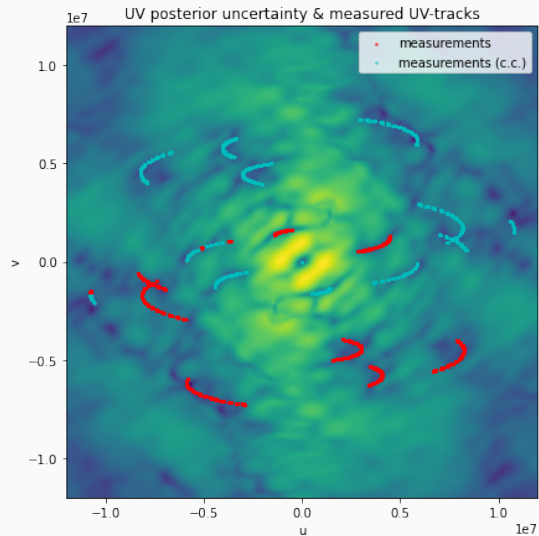
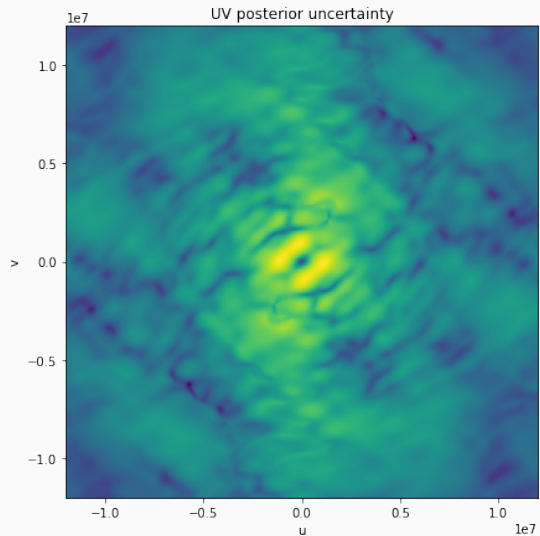


```
1 model = ift.exp(model) # apply nonlinearity
2
3 # Set up a vlbi response
4 import resolve as rve
5 observation = rve.Observation.load('data path...')
6 Response = rve.InterferometryResponse(
7     observation, model.target)
8
9 # Define observational model and likelihood
10 data, noise_icov = # load data and noise
11 lh = ift.GaussianEnergy(data = data,
12     inverse_covariance = noise_icov)
13 likelihood = lh @ Response(model)
14
15
16
17 ...
```

INTERFEROMETRIC IMAGING






INTERFEROMETRIC IMAGING

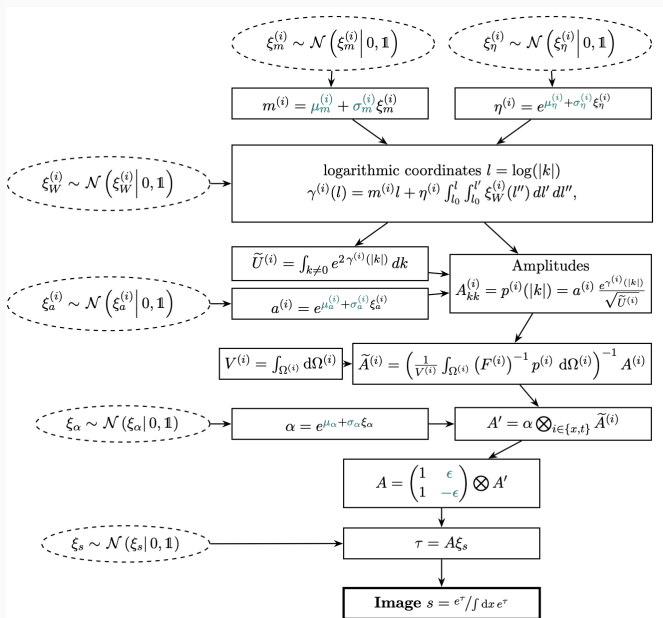


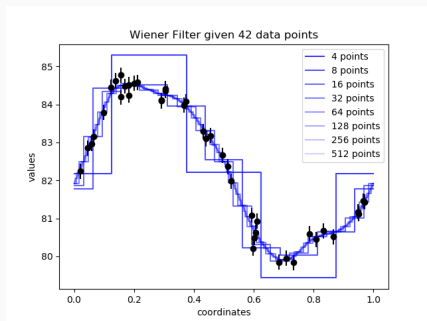


```
1 import jax
2 import nifty8.re as jft
3
4 model = # some jifty model ...
5
6
7
8
9
10 model = jax.jit(model) # just-in-time compilation
11
12 # ... run on GPU/TPU
13
14
15
16
17 ...
```

-  Philipp Arras, Mihai Baltac, Torsten A Ensslin, Philipp Frank, Sebastian Hutschenreuter, Jakob Knollmueller, Reimar Leike, Max-Niklas Newrzella, Lukas Platz, Martin Reinecke, et al.
Nifty5: Numerical information field theory v5.
Astrophysics Source Code Library, pages ascl–1903, 2019.
-  Philipp Arras, Philipp Frank, Philipp Haim, Jakob Knollmüller, Reimar Leike, Martin Reinecke, and Torsten A. Enßlin.
Variable structures in m87* from space, time and frequency resolved interferometry.
Nature Astronomy, 6(2):259–269, 2022.
-  Philipp Frank, Reimar Leike, and Torsten A. Enßlin.
Geometric variational inference.
Entropy, 23(7), 2021.

BACKUP



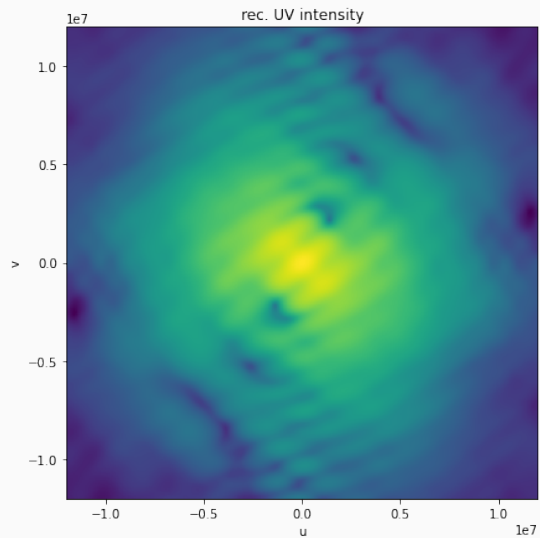
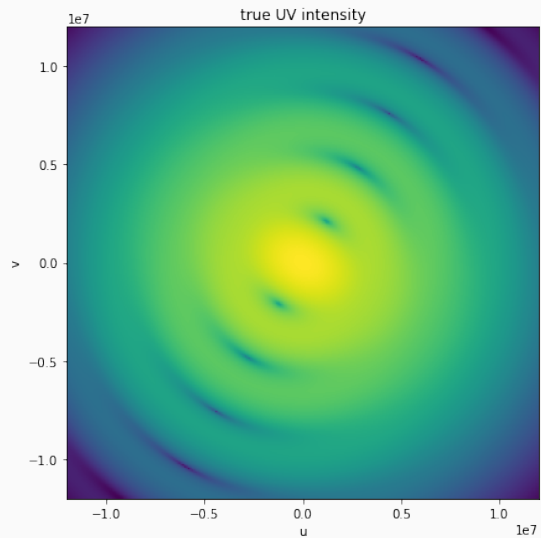


```

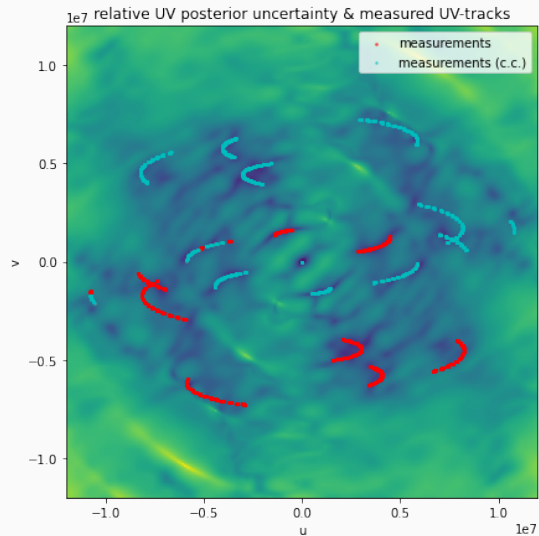
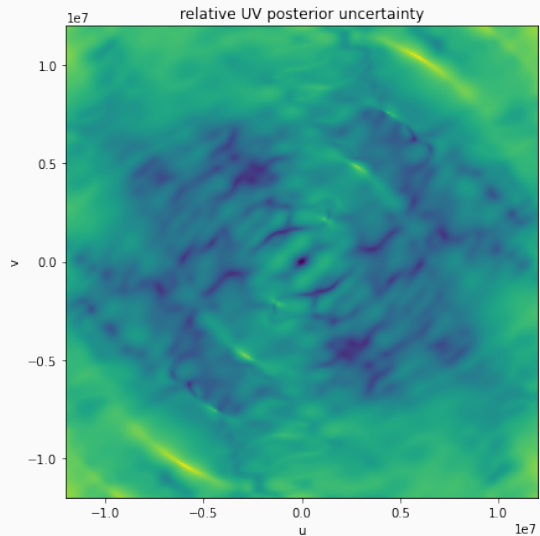
1 import nifty8 as ift
2
3 for n in range(7):
4     # 1-dimensional regular grid space
5     # with 2^(n + 2) pixels
6     space = ift.RGSpace(2**(n + 2))
7
8     ...

```

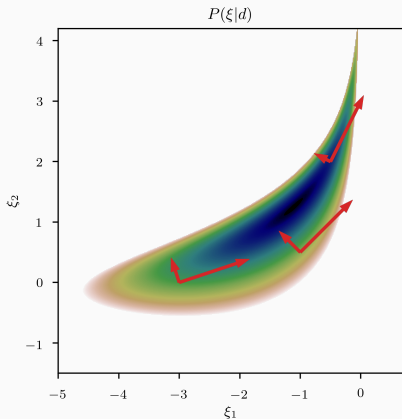

INTERFEROMETRIC IMAGING



INTERFEROMETRIC IMAGING



GEOMETRIC VARIATIONAL INFERENCE (GEOVI) [?]

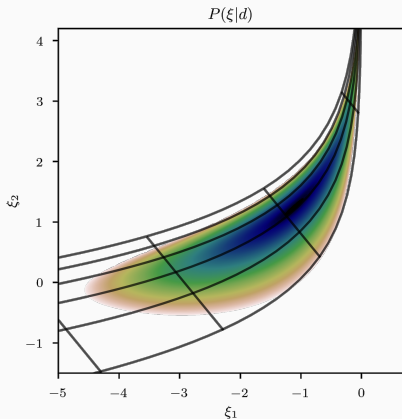


Information Hamiltonian $\mathcal{H}(\xi|d)$: $-\log(\mathcal{P}(\xi|d))$

Posterior metric $\mathcal{M}(\xi)$: $\mathcal{M}_{\text{Ih}}(\xi) + \mathbb{1}$

Fisher information metric $\mathcal{M}_{\text{Ih}}(\xi)$: $\left\langle \frac{\partial^2 \mathcal{H}(d|\xi)}{\partial \xi \partial \xi'} \right\rangle_{\mathcal{P}(d|\xi)}$

GEOMETRIC VARIATIONAL INFERENCE (GEOVI) [?]

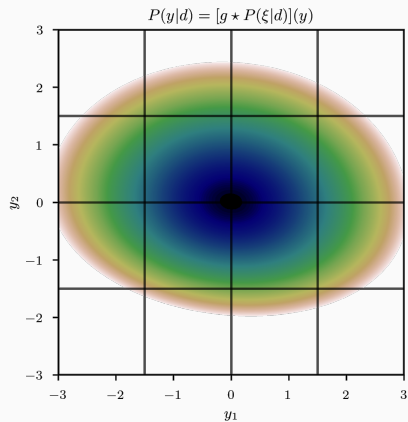
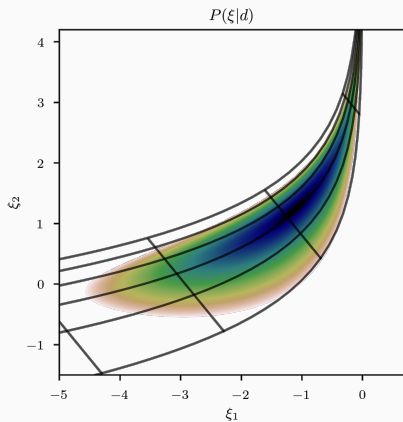


Information Hamiltonian $\mathcal{H}(\xi|d)$: $-\log(\mathcal{P}(\xi|d))$

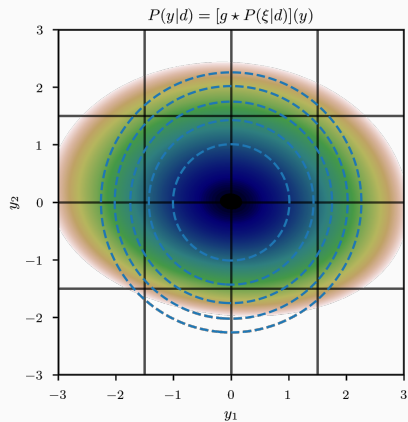
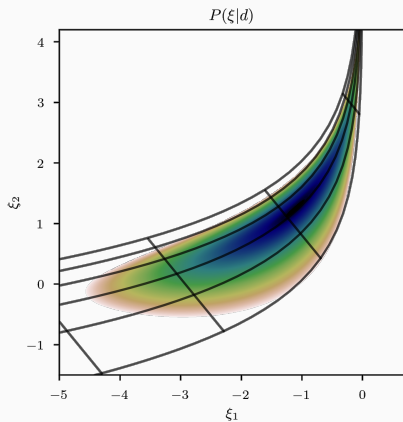
Posterior metric $\mathcal{M}(\xi)$: $\mathcal{M}_{\text{Ih}}(\xi) + \mathbb{1}$

Fisher information metric $\mathcal{M}_{\text{Ih}}(\xi)$: $\left\langle \frac{\partial^2 \mathcal{H}(d|\xi)}{\partial \xi \partial \xi'} \right\rangle_{\mathcal{P}(d|\xi)}$

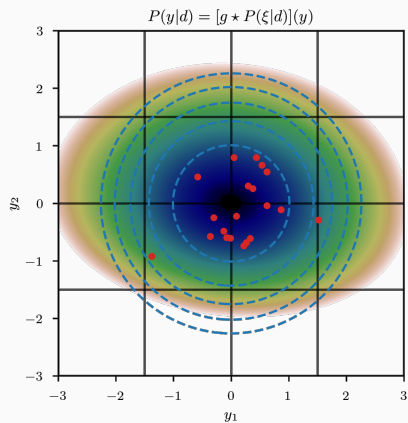
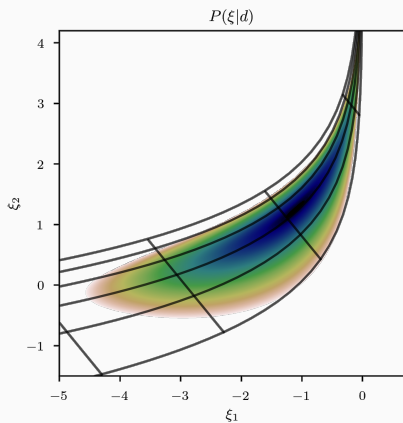
GEOMETRIC VARIATIONAL INFERENCE (GEOVI) [?]



GEOMETRIC VARIATIONAL INFERENCE (GEOVI) [?]



GEOMETRIC VARIATIONAL INFERENCE (GEOVI) [?]



GEOMETRIC VARIATIONAL INFERENCE (GEOVI) [?]

